



**Regular Meeting of the Board of Directors of the Port of Oswego Authority**

**Monday, February 24, 2025**

**4:30 PM Meeting**

- 1. Call to Order**
- 2. Motion 02-10-2501: To approve the Minutes of the 01-13-2025 regular monthly meeting (Exhibit A).**
- 3. Administrative Operational Report: (Exhibit B)**
- 4. Administrative Financial Reports: (A) Primary and (B) Subsidiary**  
**Motion 02-10-2502: To accept January's Primary Financial Reports and Subsidiary Financial Reports.**
  - A. Primary Financial Reports: (Exhibit C-1)**
    - Cash Position**
    - Balance Sheet**
    - Profit & Loss Statement**
    - Marina Profit & Loss Statement**
  - B. Subsidiary Financial Reports: (Exhibit C-2)**
    - Monthly Bills**
    - Accounts Payable**
    - Accounts Receivable**
    - Grants Receivable Summary**
    - Loan Summary**
    - Schedule of Assets**
    - Sales Report**
- 5. Chairman's Report**
- 6. Committee Reports – no Committee Meetings in February**
  - a. Executive Committee**
  - b. Audit and Finance Committee**
  - c. Governance Committee**
  - d. Planning and Development Committee**

**MISSION STATEMENT**

The mission of the Port of Oswego Authority is to serve as an economic catalyst in the *Central New York Development Council District Region* by providing diversified and efficient transportation services and conducting operations in a manner that promotes regional growth and development while being mindful of our responsibility to serve as a steward of the environment.

7. **Old Business**

8. **New Business**

**Motion 02-10-2503**: To move to executive session for discussion of contracts, grants, and Board continuity.

**Motion 02-10-2504**: To resume the regular monthly meeting.

9. **AD HOC MOTIONS REQUIRED AS A RESULT OF MEETING BUSINESS:**

**Motion 02-10-250** : To

**Motion 02-10-250** : To

10. **Motion 02-10-250** : To adjourn the regular monthly meeting.

**Next Regular Monthly Board Meeting is scheduled for  
Monday, March 24, 2025 @ 4:30pm**

**MISSION STATEMENT**

The mission of the Port of Oswego Authority is to serve as an economic catalyst in the *Central New York Development Council District Region* by providing diversified and efficient transportation services and conducting operations in a manner that promotes regional growth and development while being mindful of our responsibility to serve as a steward of the environment.

# Exhibit A

**PORT OF OSWEGO AUTHORITY – UNAPPROVED**  
**Regular Monthly Meeting**  
**Monday, January 13, 2025**

**CALL TO ORDER:** Mrs. Cosemento called the meeting to order at approximately 4:45 PM.

**PRESENT:** Constance Cosemento - Vice Chairperson, Stan Delia, Dr. John Kares Smith, Kathleen Macey, Diane Zeller, and Thomas Schneider - Interim Executive Director.

**ALSO PRESENT:** Pat McMahon - Supervisor of Development & Maintenance, Kim Natoli - Port Employee, and Debbie Godden - Accounting Manager.

**PRESENT ON ZOOM:** Francis Enwright – Chairperson

Mr. Schneider noted that Mr. Patrick McMahon will be joining the meeting shortly after completing repairs to the silo.

**APPROVAL OF MINUTES**

**Motion 01-13-2501:**

A motion was made by Ms. Zeller to approve the minutes of the December 16, 2024 regular monthly meeting at 4:47 PM. Motion was seconded by Dr. Kares Smith. Motion passed. 5-Aye, 0-Nay, 1-Abstain.

**ADMINISTRATIVE OPERATIONAL REPORT**

Mr. Schneider, Interim Executive Director, presented the Administrative Operational Report to the Board and addressed any questions or comments at 4:48 PM.

**Report Topics:**

Monthly operations update – December 2024

Update on projects:

- Thanked the Board for the opportunity, and more particularly thanked the staff at the Port for being welcoming and helpful as he learns more in depth of the day-to-day operations.
- Operations Monthly Report – included; this report is structured to show all incoming/outgoing commodities by truck, rail, or vessel.
- Barge – barge was at the Port on December 20<sup>th</sup>.
- Grain Product – filing railcars to remove grain out of the silo, however, there is still grain coming in from the farm community to be placed in the silo, being sold to the Port's primary grain customer and delivered to them by railcar (the Port's primary grain customer is the largest exporter of grain by container in the country). The product then goes to a secondary collection point then makes its way to New York/New Jersey/Baltimore terminals.



- Aluminum – large scale activity in both ships coming from Canada and rail coming from different points equals a lot of different types of aluminum pieces (ingots, sows, or T-bars). There is a lot of aluminum on site; a good portion of the product does come from Canada (at this point by rail and truck), and there will be a possible rush to get product across the border and into the United States by January 20th. The product will then get shipped out to the local aluminum plant by truck. There is more coming in then there is getting shipped out.
- SUNY Oswego – Met with Probe Staff on Monday, January 6<sup>th</sup>.
- Still Watch Vessel – vessel was an old Canadian ice breaker that arrived on December 16, 2024 under a process called Safe Harbor; dockage agreement was valid until January 3, 2025, and no crew has been seen since that time (observed the vessel externally); believe that the vessel has been potentially abandoned and is a liability. The Port will need to seek maritime counsel to understand the laws and liabilities.

Mr. Pat McMahon entered the meeting at 4:59 PM (he was addressing silo adjustments and repairs).

### **DISCUSSIONS ON TOPICS FROM ADMINISTRATIVE OPERATIONAL REPORT**

Ms. Zeller inquired if tariffs added anything to the storage fees. Mr. Schneider explained that tariffs do not go into effect retroactively, only go into effect prospectively – would occur on cargo after any executive order or legislation being passed.

Mr. Schneider explained that there are a series of large conglomerates to smaller commodity brokers, but the Port primarily deals with commodity brokers (these may be investment banks, large Japanese trading companies), however who the Port deals with, who are the Port's customers, who the Port executes contracts with are the commodity brokers. The Port is not receiving aluminum from the aluminum plants; the ones sending the Port the aluminum have purchased the aluminum from the producers of the aluminum ingots themselves (in various forms, sizes, shapes, and alloy contents of ingots). The producers are selling the aluminum to commodity brokers, the commodity brokers are selling the aluminum on a prospective basis to the local aluminum plant, however, they are shipping and storing the aluminum at the Port. The Port's primary business is the handling, loading/unloading, and storing the aluminum. Once the aluminum is delivered to the local aluminum plant it transfers ownership from the commodity broker to that local aluminum plant.

Tariffs only occur when products cross a border and are being inspected through US Customs. There has to be a transit on the bill of lading from a foreign country to the United States and it is at that point that any country subject to tariffs would be tariffed, not while on Port property (FTZ). If products are delivered into a foreign trade zone, it is considered not delivered, and it delays tariffs. The advantage of the FTZ is the ability to bring product in and store product and only pay tariff as the product is taken out.

Mr. Patrick McMahon reported that the silo is functioning correctly after multiple testing.

Regarding the Still Watch vessel, attempts to make contact with the owners are made each day by Mr. Schneider and Mr. McMahon; they have also met with the United States Coast Guard and there was nothing they could do at this time. They are unable to board it unless the vessel was on open water.

Mr. Enwright inquired about the LT-5 status. Mr. Schneider stated that they did have a meeting with members of the H. Lee White Maritime Museum. The oil has not been removed yet. The Museum needs to submit an updated plan to remove the oil and dry-dock the vessel. The Port still retains ownership of the LT-5, and will have ownership until it is dewatered.

## **ADMINISTRATIVE FINANCIAL REPORTS**

**Motion 01-13-2502:** A motion was made by Ms. Macey to accept December's financial reports as presented at 5:34 PM. Motion seconded by Ms. Zeller. Motion passed. 5-Aye, 0-Nay, 1-Abstain.

### **Primary Financial Reports**

- Cash Position
- Balance Sheet
- Profit & Loss Statement
- Marina Profit & Loss Statement

### **Subsidiary Financial Reports**

- Monthly Bills
- Accounts Payable
- Accounts Receivable
- Grants Receivable Summary
- Loan Summary
- Schedule of Assets
- Sales Report

Mr. Delia reviewed the cash position, balance, and profit/loss statements ending 12/31/2024; accounts payable was down from the previous month.

**Chairman's Report:** No report per Mr. Enwright (on Zoom); he did indicate that he was pleased with the transition period; he and Mrs. Cosemento had a brief meeting with Mr. Schneider and Mr. McMahon, and he believed that they have a competent, well-managed handle on operations. Mr. Enwright also wished Mr. Scriber well in his retirement.

## **COMMITTEE REPORTS:**

**Executive Committee:** Mrs. Cosemento explained that she is the representative from the Board to the ILA group, pension fund. She received their quarterly report (funded with Planned Results, Inc.). Their total portfolio is over \$4 million dollars, ratio of stocks to bonds is 50/50, and that is overall up by 11.43%. There is a meeting scheduled to go into detail. They meet four times a year.

**Audit and Finance Committee:** Mr. Delia stated that the Committee met prior to the day's monthly Board meeting at 3:30 PM with Mr. Schneider, Mrs. Godden, and Ms. Macey. The Committee will meet again prior to the upcoming monthly Board meetings leading up to the end of the fiscal year.

**Governance Committee:** No report per Dr. Kares Smith. Dr. Kares Smith indicated that the Committee has not gone over the Employee Handbook. Mr. Schneider explained that the Employee Handbook is acceptable, that Human Resources employee Ms. Meghan Wahrendorf oversees the Handbook and that if any changes are necessary that they will be brought forward with red-line changes and updates.

**Planning and Development Committee:** No report per Ms. Macey.

**OLD BUSINESS**

Mr. Delia inquired about the Marina hoist project. Mr. Schneider explained that there was an emergency permit that was requested to complete the work that C&S Engineers indicated needed to be completed. There is not much that can be done at this point due to weather conditions.

**NEW BUSINESS:**

**Motion 01-13-2503:**

A motion was made by Mr. Delia to enter into Executive Session for discussion of contracts at 5:42 PM. Motion was seconded by Dr. Kares Smith. Motion passed. 5-Aye, 0-Nay, 1-Abstain.

**Motion 01-13-2504:**

A motion was made by Ms. Zeller to resume the regular monthly meeting at 6:15 PM. Motion was seconded by Ms. Macey. Motion passed. 5-Aye, 0-Nay, 1-Abstain.

**ADJOURNMENT**

**Motion 01-13-2505:** A motion was made by Ms. Zeller to adjourn the regular monthly meeting at 6:16 PM. Motion seconded by Dr. Kares Smith. Motion passed. 5-Aye, 0-Nay, 1-Abstain.

---

Kathleen Macey, Secretary/Treasurer



# Exhibit B





## **Administrative and Operations Report**

*February 2025*

**Thomas Schneider, Interim Executive Director**

- Monthly (January 2025) operations update – **see attached**
  - discussion on report structure
- 2025 Annual General Highway H<sub>2</sub>O Meeting – January 16, 2025, Toronto
- Weather Conditions – impact on operations and costs
- Agricultural Center – update to be given
- Still Watch – the vessel is a potential liability; United States Coast Guard visited on 02/04/2025
- Aluminum Handling and Storage
  - tariff discussions
- MARAD – PIDP and warehouse modernization
- H. Lee White Maritime Museum – LT-5 efforts
- Meetings
  - NOAA
  - Operation Oswego County
  - Oswego City DPW
  - NYS Parks
  - CenterState CEO
  - NYS Canal Corporation
- Executive Session – request

TO: BOARD OF DIRECTORS  
 FROM: George Lloyd  
 SUBJECT: January 2025 Activity Report

Totals						
	# In	# Out	Total # In/Out	MT In	MT Out	Total MT In/Out
Trucks	10	227	237	268.000	7178.937	7446.937
Railcars	34	7	41	3285.467	631.772	3917.239
Vessels	0	0	0	0.000	0.000	0.000
<b>Grand Totals</b>	<b>44</b>	<b>234</b>	<b>278</b>	<b>3553.467</b>	<b>7810.709</b>	<b>11364.176</b>

	Company	ST	MT	In/Out	Mode	#
Potash	Nutrien Ag Solutions	0.00	0.000	Inbound	Vessel	0
	Nutrien Ag Solutions	0.00	0.000	Inbound	Railcar	0
	Nutrien Ag Solutions	97.50	88.450	Outbound	Trucks	3
Delong Grain	Soybeans	295.42	268.000	Inbound	Trucks	10
	Soybeans	0.00	0.000	Inbound	Railcar	0
	Soybeans	0.00	0.000	Outbound	Trucks	0
	Soybeans	696.41	631.772	Outbound	Railcar	7
	Soybeans	0.00	0.000	Outbound	Vessel	0
	Corn	0.00	0.000	Inbound	Trucks	0
	Corn	0.00	0.000	Inbound	Railcar	0
	Corn	0.00	0.000	Outbound	Trucks	0
	Corn	0.00	0.000	Outbound	Railcar	0
Aluminum	Corn	0.00	0.000	Outbound	Vessel	0
	Marubeni	0.00	0.000	Inbound	Vessel	0
	Marubeni	0.00	0.000	Inbound	Railcar	0
	Marubeni	2438.29	2211.978	Outbound	Trucks	70
	Marubeni	903.34	819.496	Inbound	Trucks	42
	ARG	0.00	0.000	Inbound	Vessel	0
	ARG	0.00	0.000	Inbound	Trucks	0
	ARG	0.00	0.000	Inbound	Railcar	0
	ARG	0.00	0.000	Outbound	Trucks	0
	Glencore	0.00	0.000	Inbound	Vessel	0
	Glencore	0.00	0.000	Outbound	Trucks	0
	Glencore	0.00	0.000	Inbound	Railcar	0
	Glencore	0.00	0.000	Inbound	Trucks	0
	Goldman	0.00	0.000	Inbound	Vessel	0
	Goldman	0.00	0.000	Inbound	Railcar	0
	Goldman	0.00	0.000	Inbound	Trucks	0
	Goldman	0.00	0.000	Outbound	Trucks	0
	Goldman	0.00	0.000	Outbound	Railcar	0
	Gunvor	0.00	0.000	Inbound	Vessel	0
	Gunvor	2374.32	2153.945	Outbound	Trucks	68
Gunvor	0.00	0.000	Outbound	Railcar	0	
Gunvor	3621.61	3285.467	Inbound	Railcar	34	
Gunvor	0.00	0.000	Inbound	Trucks	0	

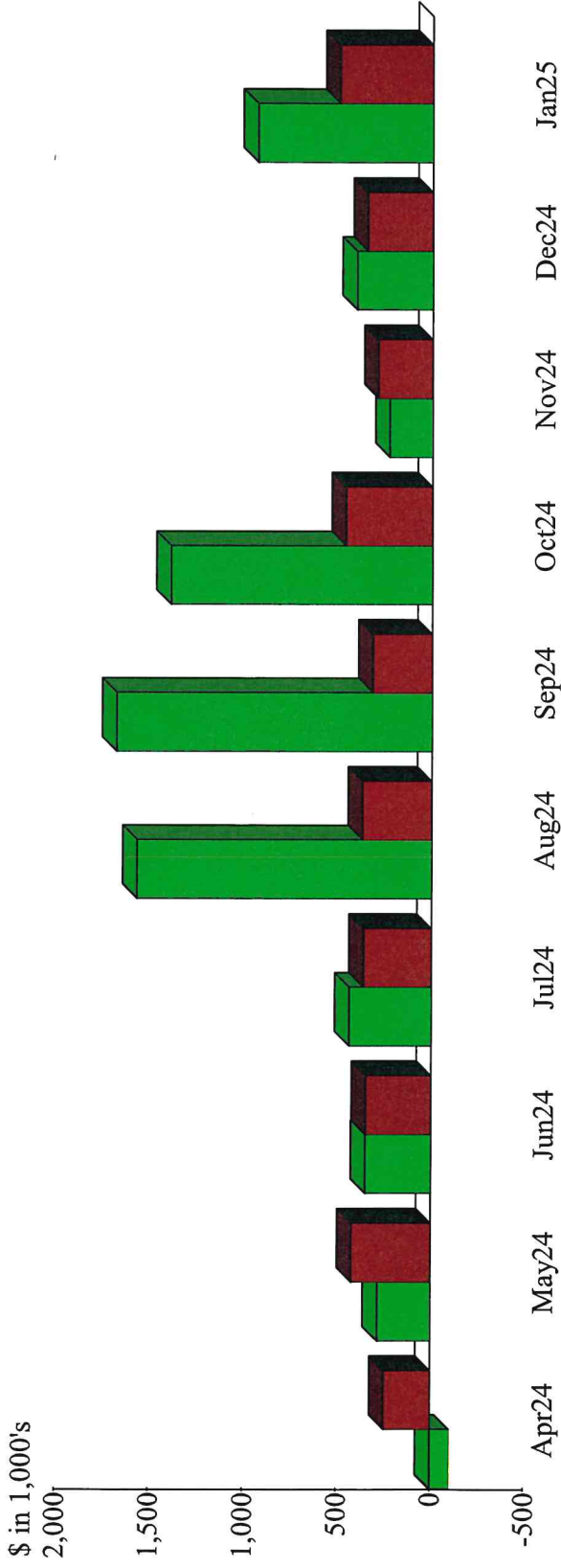
	IXM	0.00	0.000	Inbound	Vessel	0
	IXM	0.00	0.000	Inbound	Trucks	0
	IXM	0.00	0.000	Inbound	Railcar	0
	IXM	0.00	0.000	Outbound	Trucks	0
	Mitsubishi	988.72	896.951	Outbound	Trucks	29
	Mitsubishi	0.00	0.000	Inbound	Trucks	0
	Mitsubishi	0.00	0.000	Inbound	Vessel	0
	Mitsubishi	0.00	0.000	Inbound	Railcar	0
	Hartree	0.00	0.000	Inbound	Vessel	0
	Hartree	0.00	0.000	Inbound	Trucks	0
	Hartree	2014.60	1827.613	Outbound	Trucks	57
	Hartree	0.00	0.000	Outbound	Railcar	0
	Hartree	0.00	0.000	Inbound	Railcar	0
	Alcoa	0.00	0.000	Inbound	Vessel	0
	Novelis Ingots	0.00	0.000	Inbound	Vessel	0
	Novelis Ingots	0.00	0.000	Outbound	Trucks	0
	Novelis Ingots	0.00	0.000	Inbound	Trucks	0
	Novelis Ingots	0.00	0.000	Inbound	Railcar	0
	Novelis Ingots	0.00	0.000	Outbound	Railcar	0
	Novelis Transfer Loads	0.00	0.000	Outbound	Trucks	0
Dean Marine Rock/Stone	Rock/Stone	0.00	0.000	Inbound	Railcar	0



# Exhibit C-1

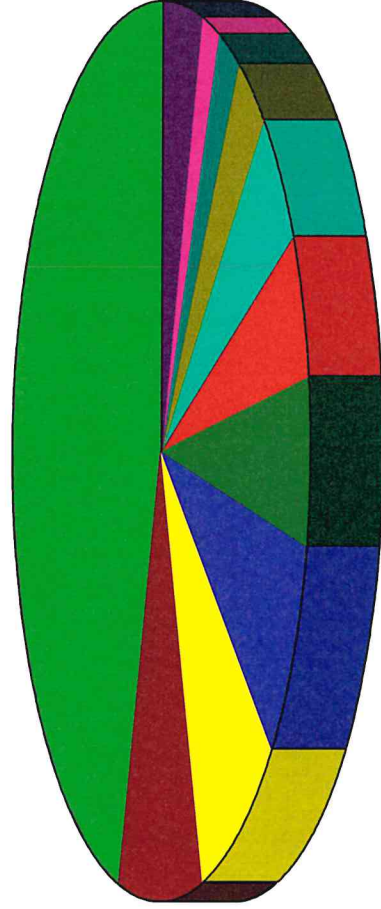


Income and Expense by Month  
April 2024 through January 2025



Income Summary  
April 2024 through January 2025

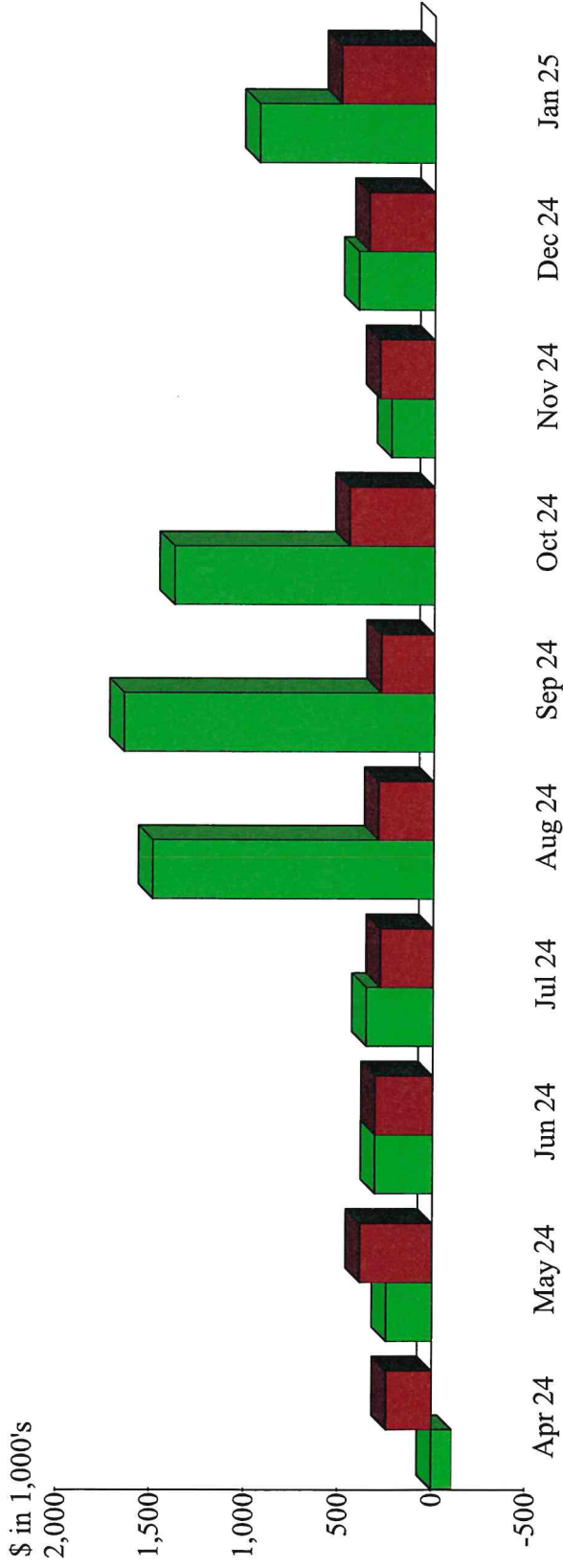
9000017 · FEMA DR 4348	45.72%
4800000 · Marina Income	9.08
4400000 · Rental	8.78
4600000 · Stevedoring	8.19
4300000 · Loading and Unloading	6.09
9000001 · Grant - Agricultural Center	5.37
4000000 · Storage	5.29
4500000 · Misc Income	3.45
9001700 · NYS Grant Pin 3539.88 Track/St	2.53
4200000 · Wharfage	2.00
Other	3.49
Total	\$7,176,358.33



By Account

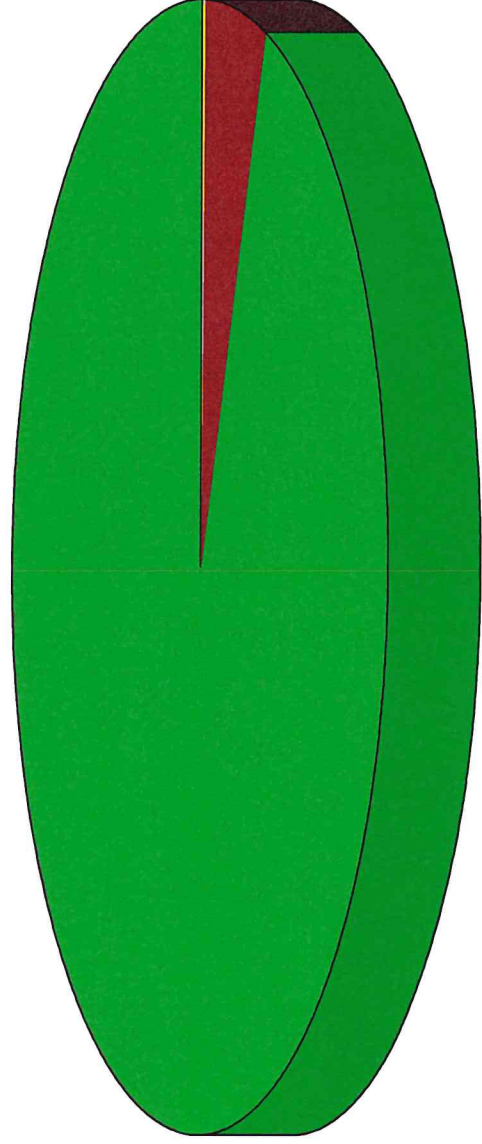
Income and Expense by Month  
April 2024 through January 2025

Income  
Expense



Income Summary  
April 2024 through January 2025

Port	94.69%
Marina	5.26
RV Park	0.05
Total	\$6,885,915.73



By Class

**Port of Oswego Authority**  
**Cash Position Report**  
 As of January 31, 2025

	<u>Beginning Balance</u>	<u>Debit</u>	<u>Credit</u>	<u>Net Change</u>	<u>Ending Balance</u>
<b>1000600 · Imprest Fund - Key Bank</b>					
Total 1000600 · Imprest Fund - Key Bank	112,727.98	533,403.68	623,208.64	-89,804.96	<b>22,923.02</b>
<b>1000700 · Health Fund - Key Bank</b>					
Total 1000700 · Health Fund - Key Bank	447.08	7,520.00	6,551.90	968.10	<b>1,415.18</b>
<b>1001000 · Comptroller Fund - Key Bank</b>					
Total 1001000 · Comptroller Fund - Key Bank	7,569.19	1,524,862.11	278,275.37	1,246,586.74	<b>1,254,155.93</b>
<b>1001001 · Gen. State Checking - Key Bank</b>					
Total 1001001 · Gen. State Checking - Key Bank	150,581.63	278,535.33	321,129.38	-42,594.05	<b>107,987.58</b>
<b>1001500 · Key Money Market</b>					
Total 1001500 · Key Money Market	30,964.55	17.10	0.00	17.10	<b>30,981.65</b>
<b>TOTAL</b>	<b><u>302,290.43</u></b>	<b><u>2,344,338.22</u></b>	<b><u>1,229,165.29</u></b>	<b><u>1,115,172.93</u></b>	<b><u>1,417,463.36</u></b>

Port of Oswego Authority  
**Balance Sheet**  
As of January 31, 2025

	Jan 31, 25	Jan 31, 24	\$ Change
<b>ASSETS</b>			
<b>Current Assets</b>			
<b>Checking/Savings</b>			
1000100 · Petty Cash	144.99	200.88	-55.89
1000300 · Oswego Marina - Register fund	600.00	600.00	0.00
1000600 · Imprest Fund - Key Bank	22,923.02	436,405.05	-413,482.03
1000700 · Health Fund - Key Bank	1,415.18	2,081.07	-665.89
1001000 · Comptroller Fund - Key Bank	1,254,155.93	5,166.44	1,248,989.49
1001001 · Gen. State Checking - Key Bank	107,987.58	745,725.38	-637,737.80
1001500 · Key Money Market	30,981.65	201,035.48	-170,053.83
1003200 · CD - Wtrline Maint Fund	10,617.24	10,000.00	617.24
1003300 · CD - Bldg Rehab Fund	102,216.94	89,961.24	12,255.70
<b>Total Checking/Savings</b>	<b>1,531,042.53</b>	<b>1,491,175.54</b>	<b>39,866.99</b>
<b>Accounts Receivable</b>			
1100000 · Accounts Receivable	164,363.25	172,391.06	-8,027.81
<b>Total Accounts Receivable</b>	<b>164,363.25</b>	<b>172,391.06</b>	<b>-8,027.81</b>
<b>Other Current Assets</b>			
1100103 · Accounts Receivable Other	995.04	995.04	0.00
1100104 · Short term Lease Receivable	350,233.25	147,004.68	203,228.57
1201000 · Prepaid Insurance	84,264.33	82,820.09	1,444.24
1202000 · Prepaid expense	193.05	193.05	0.00
1210000 · Inventory Asset	13,733.65	17,004.40	-3,270.75
1300000 · Grant Receivable	1,430,163.15	2,729.07	1,427,434.08
1400000 · Cont. Stab. Prog. Reserve	12,500.00	0.00	12,500.00
1499000 · Undeposited Funds	135.00	2,685.00	-2,550.00
<b>Total Other Current Assets</b>	<b>1,892,217.47</b>	<b>253,431.33</b>	<b>1,638,786.14</b>
<b>Total Current Assets</b>	<b>3,587,623.25</b>	<b>1,916,997.93</b>	<b>1,670,625.32</b>
<b>Fixed Assets</b>			
1502000 · Land & Land Impr-Capital Assets	14,074,827.75	14,074,827.75	0.00
1502050 · Land & Land Impr-Held for Lease	1,720,082.91	1,537,131.13	182,951.78
1502100 · Alcan Water Line	1.00	1.00	0.00
1502300 · Bldgs & Improvem-Capital Assets	8,515,160.43	8,524,445.43	-9,285.00
1502350 · Bldgs & Improvem-Held for Lease	4,060,508.32	4,043,402.88	17,105.44
1502400 · Office Equipment & Furniture	489,831.94	490,011.94	-180.00
1502500 · Operating Equipment	3,526,931.91	3,680,164.57	-153,232.66
1502501 · Equipment - Marina	316,721.60	315,141.60	1,580.00
1502550 · Lease Assets	569,146.74	434,701.63	134,445.11
1502555 · Accumulated Amortization	-62,187.34	-117,581.22	55,393.88
1502600 · Computer Software	32,872.24	32,872.24	0.00
1502800 · Acc Dep-Bldg & Impr-Cap Assets	-6,906,904.54	-6,722,169.54	-184,735.00
1502850 · Acc Dep Bldg & Impr-Held for Le	-2,445,921.00	-2,331,837.00	-114,084.00
1502900 · Acc Dep - Operating Equip	-2,451,505.33	-2,554,080.33	102,575.00
1502905 · Acc Dep - Marina equipment	-238,569.00	-239,567.00	998.00
1503000 · Acc Dep - Office Equipment	-468,900.46	-462,481.46	-6,419.00
1503100 · Acc Dep-Land & Impr-Cap Assets	-8,623,469.11	-8,048,916.11	-574,553.00
1503101 · Acc Dep - Computer Software	-32,872.00	-32,872.00	0.00



Port of Oswego Authority  
**Balance Sheet**  
As of January 31, 2025

	Jan 31, 25	Jan 31, 24	\$ Change
1503150 · Acc Dep Land & Impr-Held for Le	-166,594.00	-96,532.00	-70,062.00
1503200 · Acc Dep - Lease Asset	-158,555.00	-158,555.00	0.00
1503600 · Equipment - New or Replacement	5,873.58	59,757.49	-53,883.91
1504000 · Cap Imp-Osw.Marina bldg update	13,096.72	0.00	13,096.72
1504200 · Cap Imp - Warehouse roof	38,790.00	0.00	38,790.00
1504801 · Cap Imp - Office Improv (Meg's)	2,060.73	0.00	2,060.73
1504900 · Cap Imp - Gas Dock improvements	0.00	1,031.76	-1,031.76
1505600 · Cap Imp - Agricultural Center	14,987,492.74	14,586,927.62	400,565.12
1505700 · Cap Imp - Marina Pumpout System	11,066.79	7,500.00	3,566.79
1505800 · Cap Imp - Railcar conveyor	0.00	11,546.14	-11,546.14
1505900 · Cap Imp - '23 PFRAP Pin 3935.88	192,002.98	0.00	192,002.98
1506000 · Cap Imp - Marina sewer imprvmt	7,840.00	0.00	7,840.00
1506400 · Cap Imp - Warehouse doors	0.00	17,105.44	-17,105.44
1506401 · Cap Imp - Elect. Railcar Mover	15,012.00	0.00	15,012.00
1506600 · Cap Imp - RV Park	0.00	123,858.04	-123,858.04
1507300 · Cap Imp - Scales	49,498.00	93,603.23	-44,105.23
1507400 · Cap Imp-Marina elect. upgrade	0.00	57,955.02	-57,955.02
1507500 · Cap Imp-Marina Hoist Dock rehab	51,394.97	0.00	51,394.97
1507800 · Cap Imp - FEMA-West 2017	4,067,561.46	384,444.69	3,683,116.77
1507802 · Cap Imp - FEMA-East 2017	1,689,658.29	1,689,658.29	0.00
1508600 · Cap Imp-REDI 19515-Goble Marina	2,094,867.24	1,939,094.60	155,772.64
<b>Total Fixed Assets</b>	<b>34,976,822.56</b>	<b>31,340,590.83</b>	<b>3,636,231.73</b>
<b>Other Assets</b>			
1100105 · Long Term Lease Receivable	1,027,561.64	974,657.57	52,904.07
1100106 · Interest Receivable	2,966.34	2,233.84	732.50
1800000 · Pension - Deferred Outflow	416,815.00	-190,195.00	607,010.00
1800001 · Deferred Outflow - OPEB	251,739.00	385,391.00	-133,652.00
<b>Total Other Assets</b>	<b>1,699,081.98</b>	<b>1,172,087.41</b>	<b>526,994.57</b>
<b>TOTAL ASSETS</b>	<b>40,263,527.79</b>	<b>34,429,676.17</b>	<b>5,833,851.62</b>
<b>LIABILITIES &amp; EQUITY</b>			
<b>Liabilities</b>			
<b>Current Liabilities</b>			
<b>Accounts Payable</b>			
2000100 · Accounts Payable	565,304.41	579,874.74	-14,570.33
<b>Total Accounts Payable</b>	<b>565,304.41</b>	<b>579,874.74</b>	<b>-14,570.33</b>
<b>Credit Cards</b>			
2000101 · Key Bank - Bill Mastercard	3,513.01	4,212.38	-699.37
2000103 · Lowe's credit card	81.40	684.85	-603.45
<b>Total Credit Cards</b>	<b>3,594.41</b>	<b>4,897.23</b>	<b>-1,302.82</b>
<b>Other Current Liabilities</b>			
2000200 · Retainage Payable	161,872.61	0.00	161,872.61
2000300 · Accounts Payable Other	46,176.62	535.02	45,641.60
2000610 · Deposits received	25,000.00	0.00	25,000.00
2000700 · Refund payable	181,658.15	0.00	181,658.15
2001000 · Accrued Salaries	37,372.40	37,502.49	-130.09
2001200 · Accrued Compensation	74,102.28	58,468.03	15,634.25

**Port of Oswego Authority**  
**Balance Sheet**  
As of January 31, 2025

	<u>Jan 31, 25</u>	<u>Jan 31, 24</u>	<u>\$ Change</u>
2001600 · Accrued NYS Retirement Withheld	1,773.61	932.31	841.30
2001700 · NYS Retirement Loan Withheld	964.00	634.00	330.00
2001800 · NYS Retirement Arrears Withheld	488.88	0.00	488.88
2002700 · Accrued NYS PFL withheld	2,339.16	2,005.83	333.33
2003000 · #1570A Pension Fund	83,193.38	70,156.94	13,036.44
2003100 · 1570 1% Checkoff Withheld	1,165.03	981.21	183.82
2003200 · 1570 1/10% Checkoff Withheld	116.39	98.09	18.30
2003300 · 1570A 9/10% Checkoff Withheld	1,048.49	883.02	165.47
2003401 · 1570A Local Dues Withheld	1,959.38	1,776.13	183.25
2004500 · Accrued Mass Mutual withheld	-184.26	-167.75	-16.51
2005600 · Payments on Insurance Claims	961.95	961.95	0.00
2005700 · Short Term Lease Liability	168,042.55	82,130.00	85,912.55
2550000 · Sales Tax Payable	-13,996.35	-10,514.59	-3,481.76
<b>Total Other Current Liabilities</b>	<u>774,054.27</u>	<u>246,382.68</u>	<u>527,671.59</u>
<b>Total Current Liabilities</b>	1,342,953.09	831,154.65	511,798.44
<b>Long Term Liabilities</b>			
2500400 · NYS Retirement Employer Contri	0.00	10,289.00	-10,289.00
2500500 · Advances from NYS	3,405,925.71	3,455,925.71	-50,000.00
2500600 · Vehicle Note Payable	39,136.35	46,137.61	-7,001.26
2500801 · Line of Credit 0169-Pathfinder	212,274.30	0.00	212,274.30
2501400 · OPEB liability	1,655,480.00	1,559,497.00	95,983.00
2501700 · LOC 1753 Pathfinder-Goble/FEMA	1,400,000.00	0.00	1,400,000.00
2502200 · Note Payable-SANY Forklift-LEAF	369,654.58	437,238.13	-67,583.55
2502300 · Note Payable-SANY Wheel Loader	212,042.81	0.00	212,042.81
2503500 · Long Term Lease Liability	188,093.85	79,960.12	108,133.73
2600000 · Net Pension Liability - ERS	491,403.00	-187,532.00	678,935.00
2800001 · Deferred Inflow - OPEB	878,276.00	1,084,415.00	-206,139.00
2800002 · Deferred Inflow - Lessor	1,296,835.45	1,071,595.35	225,240.10
<b>Total Long Term Liabilities</b>	<u>10,149,122.05</u>	<u>7,557,525.92</u>	<u>2,591,596.13</u>
<b>Total Liabilities</b>	11,492,075.14	8,388,680.57	3,103,394.57
<b>Equity</b>			
3000500 · Contributed Capital	144,946.00	144,946.00	0.00
3001000 · Contributed Capital - Federal	45,777.00	45,777.00	0.00
3001500 · Grant from NYS	2,253,367.90	2,253,367.90	0.00
3001600 · Grant MultiCodul Capital Proj	2,073,783.33	2,073,783.33	0.00
3001700 · Grant-MultiModal	370,000.00	370,000.00	0.00
3001800 · Grant Energy Savings	60,000.00	60,000.00	0.00
3005000 · Retained Earnings	20,302,491.02	19,678,911.68	623,579.34
<b>Net Income</b>	<u>3,521,087.40</u>	<u>1,414,209.69</u>	<u>2,106,877.71</u>
<b>Total Equity</b>	<u>28,771,452.65</u>	<u>26,040,995.60</u>	<u>2,730,457.05</u>
<b>TOTAL LIABILITIES &amp; EQUITY</b>	<u><u>40,263,527.79</u></u>	<u><u>34,429,676.17</u></u>	<u><u>5,833,851.62</u></u>

Port of Oswego Authority  
Profit & Loss Statement  
January 2025

	Period to Date				Year to Date			
	Actual	Prior	Budget	Actual	Prior	Budget	\$ Over Budget	% Variance from Budget
					Variance To Prior			
Ordinary Income/Expense								
Income								
4000000 · Storage	52,244.72	61,696.06	32,791.67	379,407.99	274,903.48	327,916.66	51,491.33	15.7%
4100000 · Dockage	1,496.58	1,326.08	0.00	57,411.31	90,077.03	100,000.00	-42,588.69	-42.6%
4200000 · Wharfage	13,581.57	869.36	0.00	143,452.10	220,504.96	230,000.00	-86,547.90	-37.6%
4300000 · Loading and Unloading	49,629.89	44,721.50	51,708.33	436,779.99	445,249.37	517,083.34	-80,303.35	-15.5%
4400000 · Rental	32,874.27	33,432.42	58,688.80	630,106.56	508,190.11	586,888.00	43,218.56	7.4%
4500000 · Misc Income	6,638.50	4,653.75	35,975.00	247,505.00	302,861.82	359,750.00	-112,245.00	-31.2%
4600000 · Stevedoring	437.75	0.00	0.00	587,922.31	1,185,530.09	1,216,000.00	-628,077.69	-51.7%
4750000 · Profit Share	0.00	0.00	7,500.00	0.00	85,911.12	75,000.00	-75,000.00	-100.0%
4800000 · Marina Income	5,300.00	5,300.00	28,000.00	651,952.21	674,420.25	765,360.00	-113,407.79	-14.8%
4850000 · RV Park	0.00	0.00	0.00	3,360.00	0.00	2,000.00	1,360.00	68.0%
Total Income	162,203.28	151,999.17	214,663.80	3,137,897.47	3,787,648.23	4,179,998.00	-1,042,100.53	-24.9%
Cost of Goods Sold								
4900000 · Cost of Goods Sold	0.00	0.00	0.00	290,442.60	329,068.21	340,000.00	-49,557.40	-14.6%
Total COGS	0.00	0.00	0.00	290,442.60	329,068.21	340,000.00	-49,557.40	-14.6%
Gross Profit	162,203.28	151,999.17	214,663.80	2,847,454.87	3,458,580.02	3,839,998.00	-992,543.13	-25.8%
Expense								
5000000 · Personal Service	140,299.46	107,434.89	119,115.51	1,324,535.02	1,353,886.18	1,375,545.70	-51,010.68	-3.7%
6050000a · Travel Expense	1,197.43	2,503.19	708.33	10,891.53	7,647.32	7,083.33	3,808.20	53.8%
6100000a · Auto Expense	2,354.00	0.00	333.34	2,852.20	3,366.83	3,333.34	-481.14	-14.4%
6110000a · Fuel expense	3,807.93	2,835.31	3,933.34	28,622.86	37,904.52	39,333.34	-10,710.48	-27.2%
6150000a · Office Supplies	4,056.77	6,637.98	5,250.00	47,345.07	60,085.73	52,500.00	-5,154.93	-9.8%
6150200 · General Insurance Expense	27,884.59	28,438.28	29,046.91	282,398.38	278,316.18	290,469.16	-8,070.78	-2.8%
6200000a · Advertising & Printing	3,581.76	4,349.35	3,333.34	25,197.97	38,238.10	33,333.34	-8,135.37	-24.4%
6250000a · Communications	2,163.16	447.56	916.66	9,671.60	7,495.11	9,166.66	504.94	5.5%
6260000 · FTZ expenses	0.00	0.00	83.34	2,150.00	1,895.00	833.34	1,316.66	158.0%
6300000a · Fuel, Light & Power	10,501.25	6,512.95	5,166.66	77,888.63	50,025.18	51,666.66	26,221.97	50.8%
6350000a · Household Supplies	3,713.32	1,505.40	2,208.34	21,241.18	21,323.40	22,083.34	-842.16	-3.8%
6400000a · Payroll Taxes	156,945.02	128,989.59	126,639.42	239,935.82	213,200.51	243,033.66	-3,097.84	-1.3%
6450000a · Health Insurances	25,465.56	18,083.90	30,000.00	257,894.81	220,109.75	300,000.00	-42,105.19	-14.0%
65000000 · ILA Pension	26,089.13	17,498.50	33,333.33	247,497.01	323,939.52	333,333.34	-85,836.33	-25.8%
65200000 · CSEA Workboots/Workclothes	381.84	0.00	83.33	1,192.76	783.07	833.33	359.43	43.1%
6550000a · Special Supplies	9,152.65	4,611.33	6,250.00	73,796.41	81,575.29	62,500.00	11,296.41	18.1%
655130a · Spec Supp & Ex - Metered Water	585.69	403.22	291.66	2,848.63	2,374.45	2,916.66	-68.03	-2.3%
6551500 · Spec Supp & Ex - Comm Support	0.00	0.00	1,062.50	10,800.00	12,725.00	10,625.00	175.00	1.6%



Port of Oswego Authority  
Profit & Loss Statement  
January 2025

	Period to Date			Year to Date			% Variance from Budget	
	Actual	Prior	Budget	Actual	Prior	Budget		
6560000 · Professional Services	16,014.60	13,359.54	11,166.66	141,969.04	167,585.57	111,666.66	30,302.38	27.1%
6570000 · Marina Supp & Expenses	1,194.73	2,242.77	1,211.30	75,589.70	53,733.91	59,577.38	16,012.32	26.9%
6580000 · Education/Training	0.00	0.00	24.91	995.00	0.00	249.16	745.84	299.3%
6590000 · Technical Services	5,654.25	0.00	1,643.12	18,779.25	15,400.00	16,431.17	2,348.08	14.3%
660000a · Repairs & Maintenance	21,662.94	6,016.69	6,333.34	159,986.20	101,507.19	63,333.34	96,652.86	152.6%
6660000 · Repairs due to ILA accidents	0.00	5,100.00	0.00	0.00	6,314.36	0.00	0.00	0.0%
6670000 · House Gasoline	0.00	0.00	0.00	1,619.18	1,296.21	0.00	1,619.18	100.0%
6700000 · Rentals	0.00	6,965.00	1,041.66	3,485.16	45,098.31	10,416.66	-6,931.50	-66.5%
6700200 · Lease-Track Mobile	2,558.00	0.00	2,558.00	2,558.00	0.00	25,580.00	-23,022.00	-90.0%
6700300 · Lease - other equipment leases	0.00	1,196.00	14,488.00	23,196.00	8,225.00	150,580.00	-127,384.00	-84.6%
6700301 · Lease - vehicles	0.00	0.00	292.92	0.00	0.00	2,929.20	-2,929.20	-100.0%
6750000 · Write offs	0.00	0.00	0.00	0.00	1.36	0.00	0.00	0.0%
6800000 · Museum	1,173.50	912.49	750.00	7,235.66	8,539.07	7,500.00	-264.34	-3.5%
6850000 · Interest Expense	14,090.08	6,664.73	3,333.34	91,648.86	39,273.26	33,333.34	58,315.52	174.9%
6900000 · Freight Expense	254.90	530.53	458.34	2,221.35	17,605.97	4,583.34	-2,361.99	-51.5%
<b>Total Expense</b>	<b>480,782.56</b>	<b>373,219.20</b>	<b>411,057.60</b>	<b>3,196,043.28</b>	<b>3,179,471.35</b>	<b>3,324,770.45</b>	<b>-128,727.17</b>	<b>-3.9%</b>
Net Ordinary Income	-318,579.28	-221,220.03	-196,393.80	-348,588.41	279,108.67	515,227.55	-863,815.96	-167.7%
Other Income/Expense								
Other Income								
8999999 · Interest Income - Leases	2,966.11	2,233.98	0.00	33,146.17	23,507.26	0.00	33,146.17	100.0%
9000000 · Interest Income	624.15	5,463.97	3,000.00	24,216.18	42,728.90	30,000.00	-5,783.82	-19.3%
9000001 · Grant - Agricultural Center	0.00	0.00	0.00	385,430.01	21,519.89	230,966.58	154,463.43	66.9%
9000011 · Grants - miscellaneous	0.00	0.00	0.00	0.00	0.00	800.00	-800.00	-100.0%
9000014 · NYS Grant Pin 3935.59 ET Pier	0.00	0.00	0.00	36,258.94	207,952.81	36,259.41	-0.47	0.0%
9000017 · FEMA DR 4348	691,158.50	0.00	0.00	3,281,269.14	311,209.66	4,149,175.85	-867,906.71	-20.9%
9000020 · Auction / Sale of equipment	0.00	0.00	0.00	0.00	265,000.00	0.00	0.00	0.0%
9001400 · REDI - Goble Marina	0.00	0.00	0.00	96,358.31	398,525.09	181,223.04	-84,864.73	-46.8%
9001700 · NYS Grant Pin 3539.88 Track/Sto	77,028.19	0.00	0.00	181,782.11	0.00	0.00	181,782.11	100.0%
<b>Total Other Income</b>	<b>771,776.95</b>	<b>7,697.95</b>	<b>3,000.00</b>	<b>4,038,460.86</b>	<b>1,270,443.61</b>	<b>4,628,424.88</b>	<b>-589,964.02</b>	<b>-12.7%</b>
Other Expense								
9005500 · Amortization Expense	14,225.03	13,179.03	0.00	168,785.05	135,342.59	0.00	168,785.05	100.0%
<b>Total Other Expense</b>	<b>14,225.03</b>	<b>13,179.03</b>	<b>0.00</b>	<b>168,785.05</b>	<b>135,342.59</b>	<b>0.00</b>	<b>168,785.05</b>	<b>100.0%</b>
Net Other Income	757,551.92	-5,481.08	3,000.00	3,869,675.81	1,135,101.02	4,628,424.88	-758,749.07	-16.4%
<b>Net Income</b>	<b>438,972.64</b>	<b>-226,701.11</b>	<b>-193,393.80</b>	<b>3,521,087.40</b>	<b>1,414,209.69</b>	<b>5,143,652.43</b>	<b>-1,622,565.03</b>	<b>-31.5%</b>



# Exhibit C-2

**Port of Oswego Authority  
Imprest Bills**

January 1 - 7, 2025

W-113

<b>AmVet Office Supplies, LLC</b>		<b>\$73.35</b>
	Office Supplies - Labels, Desk Calendar	
<b>Benefit Resource, Inc.</b>		<b>\$100.00</b>
	Pre-tax Monthly Administration Fee for December 2024	
<b>Burke's Do-it-Best Home Center</b>		<b>\$14.47</b>
	Items to Repair Men's Restroom Sink, Items for Bathhouse Repairs	
<b>Cintas</b>		<b>\$161.58</b>
	Work Uniforms & Floor Mats	
<b>CIT Group Inc</b>		<b>\$2,558.00</b>
	Trackmobile Lease	
<b>Cooper Electric</b>		<b>\$189.55</b>
	Replacement Parts for Pressure Washer Cord/Plug	
<b>FitzGibbons Agency LLC</b>		<b>\$64,990.00</b>
	Multiple Insurance Policy Installments	
<b>Glider Oil</b>		<b>\$467.03</b>
	Port Propane	
<b>Key Bank - B</b>		<b>\$3,082.55</b>
	Monthly Credit Card Charges	
<b>NaGr #-05002 Gas &amp; Elec New Garage</b>		<b>\$207.75</b>
	Electric Supply & Delivery	
<b>NaGr #-09104 Lighting-1 Gate, 1 NE Corner</b>		<b>\$120.14</b>
	Electric Supply & Delivery	
<b>NYS Dept of Environmental Conservation</b>		<b>\$110.00</b>
	2025 Annual State Pollutant Discharge Elimination System fee (SPDES)	
<b>Resilient Support Services, Inc.</b>		<b>\$280.77</b>
	Office Supplies - Desk Calendars, & Drum Spill Kit for Warehouse	
<b>S&amp;B Computer and Office Products, Inc.</b>		<b>\$525.32</b>
	Office Supplies - Port Water, & Household Supplies	
<b>Tracey Road Equipment, Inc.</b>		<b>\$3,485.16</b>
	Rental of Kobelco Excavator (Shark Welding) & Credits for Return	
<b>Wells Technology, Inc</b>		<b>\$549.16</b>
	Shop Use Items - Misc. Nuts & Bolts	
		<hr/> <b>\$76,914.83</b>

**Port of Oswego Authority  
Imprest Bills**

January 9 - 15, 2025

W-116

<b>Robert F. Dexter</b>	TSA TWIC Card Renewal	<b>\$117.25</b>
<b>Butler Disposal Systems Inc</b>	Trash & Recycle Service, Dumpster Rental	<b>\$232.65</b>
<b>C&amp;S Engineers, Inc.</b>	Professional Services - Multi-Sector Permitt & SWPPP, Misc. Engineering Tasks, Electric Railcar Mover, POA E 1st St., 2023 PFRAP (Track & Silo), & East Marina Boat Hoist Wall	<b>\$24,343.58</b>
<b>Computer Outlet North, Inc.</b>	Monthly E-Mails & Cloud Back-up, & Monitoring Application	<b>\$216.00</b>
<b>Curtis Power Solutions</b>	Labor for Doosan Repairs (10/18/2024)	<b>\$939.76</b>
<b>Ed &amp; Ed Business Technology, Inc.</b>	Contract Charge for Copier	<b>\$114.86</b>
<b>Glider Oil</b>	Port Propane, Port Diesel	<b>\$1,348.63</b>
<b>J&amp;A Mechanical Contractors, Inc.</b>	Repairs to Heating System in Office/Warehouse	<b>\$901.80</b>
<b>LEAF</b>	Heavy Duty Forklift Monthly Payment & Wheel Loader Monthly Payment	<b>\$11,745.62</b>
<b>National Grid</b>	Electric Delivery & Supply, Gas Service (14 Accounts)	<b>\$10,930.08</b>
<b>National Assoc. of Foreign-Trade Zones</b>	FTZ - Service Provider Annual Dues	<b>\$1,700.00</b>
<b>Oswego Auto Parts</b>	Oil Filters, Fuel Filters, Clamps, Hand Cleaner (International Loader & Trackmobile)	<b>\$583.13</b>
<b>PathFinder Bank - LOC (Goble/FEMA)</b>	Interest Payment on LOC	<b>\$9,786.88</b>
<b>Paychex</b>	Payroll Administration & Fees	<b>\$1,347.50</b>
<b>Paychex</b>	Payroll Administration & Fees	<b>\$1,003.75</b>
<b>Raby's Ace Homecenter</b>	Tap Plug for Building Repairs	<b>\$18.52</b>



**Port of Oswego Authority  
Imprest Bills**

January 9 - 15, 2025

W-116

<b>Shark Welding &amp; Repair Service</b>		<b>\$7,680.00</b>
	Equipment Maintenance (Forklifts, Skidsteer, Loader, & Railcar)	
<b>Shark Welding &amp; Repair Service</b>		<b>\$7,680.00</b>
	Equipment Maintenance (Trackmobile, SANY Forklift, SANY Loader, Forklifts, & Port Vehicles)	
<b>State Insurance Fund</b>		<b>\$1,550.92</b>
	Worker's Compensation Monthly Installment	
<b>SUNY Oswego</b>		<b>\$5,654.25</b>
	Payroll for Probe Lab Students	
<b>Taylor Northeast, Inc.</b>		<b>\$628.52</b>
	Pack Kit - Lift Cylinder for Nissan F-17 Forklift, Freight	
<b>Verizon Business</b>		<b>\$130.11</b>
	Cell Phones for Bill Scriber, Pat McMahon, George Lundy, & Tammy DeCarr	
<b>WEX Inc.</b>		<b>\$229.72</b>
	Fuel for Port Vehicles	
<b>Steve Terzulli</b>		<b>\$381.84</b>
	Work Clothes Reimbursement	
		<hr/> <b>\$89,265.37</b>

**Port of Oswego Authority  
Imprest Bills**

January 22, 2025  
W-119

<b>AMCS Group, Inc.</b>		<b>\$525.00</b>
	Move current PC Scale system to new PC & reconnect to hardware. Per hour, remote installation.	
<b>Bousquet Holstein PLLC</b>		<b>\$6,493.25</b>
	Legal Services - Sale of 19 East Schuyler Street & General Counsel through 12/30/2024	
<b>Business Council of NYS, Inc.</b>		<b>\$379.12</b>
	Life, AD&D, & LTD Insurance	
<b>Butler Disposal Systems Inc</b>		<b>\$11.00</b>
	Trash & Recycle Service, Fuel Surcharge (1 Account)	
<b>Chirello Advertising</b>		<b>\$3,581.76</b>
	Advertising - December 2024 & City & State Magazine 1/4 Page	
<b>CSEA Employee Benefit Fund</b>		<b>\$1,517.48</b>
	Employee Dental & Vision Insurance	
<b>DJ Murray Construction</b>		<b>\$1,100.00</b>
	Half Down Payment for Drop Ceiling Installation	
<b>Glider Oil</b>		<b>\$267.17</b>
	Port Propane	
<b>GM Financial Leasing</b>		<b>\$292.92</b>
	Monthly Equinox Lease Payment	
<b>Haun Welding Supply Inc.</b>		<b>\$134.80</b>
	Cylinder Rental - December 2024	
<b>Lowe's</b>		<b>\$284.80</b>
	Monthly Credit Card Charges	
<b>Mikel's Auto Repair &amp; Sales Inc.</b>		<b>\$1,949.00</b>
	Trailer Tire Repair & Repairs for the 2008 Jeep Commander	
<b>PathFinder Bank - 2024 Chevy P/U</b>		<b>\$833.15</b>
	Monthly Vehicle Loan Payment	
<b>Pitney Bowes Purchase Power</b>		<b>\$150.00</b>
	Postage Meter Refill	
<b>S&amp;B Computer and Office Products, Inc.</b>		<b>\$106.74</b>
	Water Cooler Rental, Office Supplies, & Credits	
<b>Standard Security Life Ins. Co. of NY</b>		<b>\$1,059.92</b>
	DBL & PFL Quarterly Premium	

**Port of Oswego Authority  
Imprest Bills**

January 24, 2025  
W-120

**NYS & Local Employees Retirement System**

**\$136,121.00**

---

**\$136,121.00**



**Port of Oswego Authority  
Imprest Bills**

January 24, 2025  
W-121

<b>A.N. Martin Systems LLC</b>		<b>\$76,553.30</b>
	Hot-Dipped Galvanized Support Structure with Extension for Silo & Spare Rotary Switch, Freight	
<b>Christopher Peck</b>		<b>\$117.25</b>
	TWIC Card Renewal	
		<hr/> <b>\$76,670.55</b>

**Port of Oswego Authority  
Imprest Bills**

January 28, 2025  
W-122

<b>Avaya Financial Services</b>		<b>\$2,145.50</b>
	Phone Lease	
<b>Burke's Do-it-Best Home Center</b>		<b>\$129.99</b>
	Torch Kit for Thawing out the Rail Switch	
<b>C &amp; B Farm &amp; Garden</b>		<b>\$29.64</b>
	Two (2) Propane Tank Fills for Thawing out the Rail Switch	
<b>C&amp;S Engineers, Inc.</b>		<b>\$4,568.16</b>
	Professional Services - West Terminal Pier	
<b>Cardiac Life Products, Inc.</b>		<b>\$207.00</b>
	AED Program Management (1-Year Medical Direction & AED Safetrack)	
<b>Cintas</b>		<b>\$264.64</b>
	Work Uniforms for the Garage, Floor Mats	
<b>CSX Transportation</b>		<b>\$2,700.00</b>
	Rail Demurrage	
<b>Glider Oil</b>		<b>\$1,571.96</b>
	Port Propane, Port Diesel	
<b>Haun Welding Supply Inc.</b>		<b>\$916.15</b>
	Argon, Carbon Dioxide for Shop Use, Acetylene	
<b>J&amp;A Mechanical Contractors, Inc.</b>		<b>\$2,067.39</b>
	Service Calls for No Heat & Air Compressor not Functioning	
<b>John Deere Financial</b>		<b>\$226.28</b>
	Parts for the John Deere 644 Loader	
<b>Key Bank - B</b>		<b>\$2,944.23</b>
	Monthly Credit Card Charges	
<b>LEAF</b>		<b>\$156.99</b>
	Copier Lease	
<b>LexisNexis</b>		<b>\$206.00</b>
	Legal Information	
<b>O'Reilly Automotive, Inc.</b>		<b>\$86.58</b>
	Hydraulic Filter for Trackmobile	
<b>Oswego Auto Parts</b>		<b>\$1,277.85</b>
	Repair Parts for the Freightliner Tractor Trailer, Several Forklifts, JD 644 Loader, Trackmobile, Shop Use Items, & Credit	
<b>Paychex</b>		<b>\$2,029.30</b>
	Payroll Administration & Fees	

**Port of Oswego Authority  
Imprest Bills**

January 28, 2025  
W-122

<b>Resilient Support Services, Inc.</b>		<b>\$447.85</b>
	Air Purifier Filters	
<b>S&amp;B Computer and Office Products, Inc.</b>		<b>\$628.38</b>
	USGS Water Cooler Rental, Fax Machine, Office Supplies, USGS Water	
<b>Taylor Northeast, Inc.</b>		<b>\$19,041.98</b>
	Froklift Rentals (13 Rentals), Couplers, Repair Parts for F-7 Forklift	
<b>Thomas Schneider</b>		<b>\$5,985.96</b>
	Consultant to POA Board	
		<hr/>
		<b>\$47,631.83</b>



**Port of Oswego Authority**  
**A/P Aging Summary**  
As of January 31, 2025

	Current	1 - 30	31 - 60	61 - 90	91 - 120	> 120	TOTAL
Aflac	954.36	0.00	0.00	0.00	0.00	0.00	954.36
AmVet Office Supplies, LLC	183.52	0.00	0.00	0.00	0.00	0.00	183.52
Babcock Highway Supply, Inc.	300.00	0.00	0.00	0.00	0.00	0.00	300.00
Benefit Resource, Inc.	102.50	0.00	0.00	0.00	0.00	0.00	102.50
Bond, Schoeneck & King, PLLC	190.00	0.00	0.00	0.00	0.00	0.00	190.00
Brady Systems	0.00	0.00	0.00	0.00	18,088.00	0.00	18,088.00
Burke's Do-it-Best Home Center	8.34	0.00	0.00	0.00	0.00	0.00	8.34
Butler Disposal Systems Inc	353.65	0.00	0.00	0.00	0.00	0.00	353.65
C & B Farm & Garden	14.82	0.00	0.00	0.00	0.00	0.00	14.82
C&S Engineers, Inc.	116,008.66	0.00	0.00	0.00	0.00	0.00	116,008.66
Cintas	161.58	0.00	0.00	0.00	0.00	0.00	161.58
CIT Group Inc	2,558.00	0.00	0.00	0.00	0.00	0.00	2,558.00
City of Oswego Water - #000004-000	468.48	0.00	0.00	0.00	0.00	0.00	468.48
City of Oswego Water - #006583-000	117.21	0.00	0.00	0.00	0.00	0.00	117.21
Computer Outlet North, Inc.	0.00	1,599.00	0.00	0.00	0.00	0.00	1,599.00
DJ Murray Construction	0.00	950.00	0.00	0.00	0.00	0.00	950.00
Glider Oil	559.56	0.00	0.00	0.00	0.00	0.00	559.56
Hurtubise Tire, Inc.	562.50	0.00	0.00	0.00	0.00	0.00	562.50
LEAF	11,745.62	0.00	0.00	0.00	0.00	0.00	11,745.62
Lifetime Benefit Solutions, Inc.	675.91	0.00	0.00	0.00	0.00	0.00	675.91
NaGr #-04008 Security Gate, Entrance Elec	367.70	0.00	0.00	0.00	0.00	0.00	367.70
NaGr #-05002 Gas & Elec New Garage	783.81	0.00	0.00	0.00	0.00	0.00	783.81
NaGr #-09104 Lighting-1 Gate, 1 NE Corner	120.78	0.00	0.00	0.00	0.00	0.00	120.78
NaGr #-10106 Electric - Barrel Bldg.	20.71	0.00	0.00	0.00	0.00	0.00	20.71
NaGr #-32051 Storage (Silo & Barrel Bldg)	3,457.03	0.00	0.00	0.00	0.00	0.00	3,457.03
NaGr #-38103 Gas & Elec Main Warehouse	2,778.82	0.00	0.00	0.00	0.00	0.00	2,778.82
NaGr #-38107 Gas Museum	438.20	0.00	0.00	0.00	0.00	0.00	438.20
NaGr #-38118 Marina - Unit B	670.99	0.00	0.00	0.00	0.00	0.00	670.99
NaGr #-39107 F&W	2,922.19	0.00	0.00	0.00	0.00	0.00	2,922.19
NaGr #-41109 Electric Museum	682.78	0.00	0.00	0.00	0.00	0.00	682.78
NaGr #-47025 Marina - Pier B	37.16	0.00	0.00	0.00	0.00	0.00	37.16
NaGr #-74022 Vinegar Hill	20.71	0.00	0.00	0.00	0.00	0.00	20.71
NaGr #-83002 - 22 Mercer - Security Pole	29.50	0.00	0.00	0.00	0.00	0.00	29.50
NaGr #-91027 Marina - Pier A	81.23	0.00	0.00	0.00	0.00	0.00	81.23
PathFinder Bank - LOC (Goble/FEMA)	9,041.77	0.00	0.00	0.00	0.00	0.00	9,041.77
Pups Lock & Key	0.00	0.00	1,098.40	0.00	0.00	0.00	1,098.40
Raby's Ace Homecenter	56.65	0.00	0.00	0.00	0.00	0.00	56.65
Resilient Support Services, Inc.	274.80	0.00	0.00	0.00	0.00	0.00	274.80
S&B Computer and Office Products, Inc.	138.66	0.00	0.00	0.00	0.00	0.00	138.66
Shark Welding & Repair Service	3,840.00	0.00	0.00	0.00	0.00	0.00	3,840.00
Spectrum Business (Marina)	129.98	0.00	0.00	0.00	0.00	0.00	129.98
Spectrum Business (Port)	164.97	0.00	0.00	0.00	0.00	0.00	164.97
WD Malone	0.00	380,468.43	0.00	0.00	0.00	0.00	380,468.43
Wells Technology, Inc	1,564.05	0.00	0.00	0.00	0.00	0.00	1,564.05
WEX Inc.	513.38	0.00	0.00	0.00	0.00	0.00	513.38
<b>TOTAL</b>	<b>163,100.58</b>	<b>383,017.43</b>	<b>1,098.40</b>	<b>0.00</b>	<b>18,088.00</b>	<b>0.00</b>	<b>565,304.41</b>

## Port of Oswego Authority A/R Aging Summary As of January 31, 2025

	Current	1 - 30	31 - 60	61 - 90	91 - 120	> 120	TOTAL
*Transient	0.00	0.00	756.00	0.00	0.00	3,098.62 <sup>1</sup>	3,854.62
ARG International	739.50	0.00	0.00	0.00	0.00	0.00	739.50
DeLong, Frederick	0.00	-375.00	0.00	0.00	0.00	0.00	-375.00
Garcia, Joe	0.00	0.00	864.00	0.00	0.00	608.00 <sup>2</sup>	1,472.00
General Services Admin.	9,016.41	0.00	0.00	0.00	0.00	0.00	9,016.41
Glencore LTD.	1,798.49	0.00	0.00	0.00	0.00	0.00	1,798.49
Goldman Sachs & Co	5,867.29	5,867.29	0.00	-0.01	0.00	0.00	11,734.57
GT Commodities (Gerald Metals)	5,858.57	0.00	0.00	0.00	0.00	0.00	5,858.57
Gunvor SA	18,349.18	0.00	0.00	0.00	0.00	0.00	18,349.18
Hartree Partners, LP	8,481.20	0.00	0.00	0.00	0.00	0.00	8,481.20
Kerr, James	0.00	0.00	0.00	0.00	0.00	1,294.78 <sup>3</sup>	1,294.78
Lockwood, Jeremy	0.00	0.00	0.00	0.00	0.00	135.00 <sup>4</sup>	135.00
Manning, Greg	0.00	0.00	864.00	0.00	0.00	1,472.00 <sup>5</sup>	2,336.00
Marubeni America Corp.	18,429.10	58,087.56	0.00	0.00	0.00	0.00	76,516.66
McKeil Marine	0.00	5,707.81	1,475.50	1,475.50 <sup>6</sup>	6,329.81 <sup>7</sup>	0.00	14,988.62
McKemie, James	0.00	0.00	0.00	0.00	0.00	513.00 <sup>8</sup>	513.00
Novelis-Oswego Works	0.00	5,537.50	0.00	0.00	0.00	0.00	5,537.50
Nutrien Ag Solutions - CPS	306.15	0.00	0.00	0.00	0.00	0.00	306.15
Oswego Expeditions/Destination Ex...	0.00	0.00	-100.00	0.00	0.00	0.00	-100.00
Oswego Yacht Club	-100.00	0.00	0.00	0.00	0.00	0.00	-100.00
Ryan, Patrick	0.00	0.00	756.00	0.00	0.00	500.00 <sup>9</sup>	1,256.00
Shark-Attach, LLC	0.00	425.00	0.00	325.00	0.00	0.00	750.00
<b>TOTAL</b>	<b>68,745.89</b>	<b>75,250.16</b>	<b>4,615.50</b>	<b>1,800.49</b>	<b>6,329.81</b>	<b>7,621.40</b>	<b>164,363.25</b>

1. Collections letter sent

2. Email sent with statement

3. Making payments

4. Email sent with statement

5. Tammy left voicemail. Email sent out.

6. Received 2/7/2025

7. Received 2/7/2025

8. Tammy left message, email sent.

9. Received 2/19/2025

**Grants Receivable Summary**  
as of 1/31/2025

Project #		Name	Grant Receivable
FEMA 4348	37407	East & West Terminals	\$ 691,158.50
REDI Funds	19515	Goble Marina	\$ 242,644.18
PFRAP	3935.59	Goble Marina	\$ 100.10
DOT	3935	Agricultural Center	\$ 311,749.19
DOT	3935.65	East Terminal Track Rehab	\$ 2,729.07
DOT	3935.88	PFRAP - Addl. Track & Storage	\$ 181,782.11
			<u>\$ 1,430,163.15</u>

**Port of Oswego Authority**  
**Loan Summary**  
as of January 31, 2025

<u>Name</u>	<u>Loan Balance</u>	<u>Available</u>	<u>Rate</u>
NYS first advances	\$ 3,405,925.71	\$ -	0.000%
Pathfinder Bank - LOC	\$ 212,274.30	\$ 287,725.70	7.500%
Pathfinder Bank - LOC FEMA/REDI	\$ 1,400,000.00	\$ -	7.500%
Note Payable - SANY Forklift	\$ 369,654.58	\$ -	7.750%
Note Payable - 2024 Chevy Silverado	\$ 39,136.35	\$ -	6.875%
Note Payable - SANY Wheel Loader	\$ 212,042.81	\$ -	6.750%



**Port of Oswego Authority**  
**Schedule of Assets**  
 As of January 31, 2025

	<u>Cost</u>	<u>Accum. Depr.</u>	<u>Net Book Value</u>
<b>Fixed Assets</b>			
1502000 · Land & Land Impr-Capital Assets	14,074,827.75	-8,623,469.11	5,451,358.64
1502050 · Land & Land Impr-Held for Lease	1,720,082.91	-166,594.00	1,553,488.91
1502100 · Alcan Water Line	1.00	0.00	1.00
1502300 · Bldgs & Improvem-Capital Assets	8,515,160.43	-6,906,904.54	1,608,255.89
1502350 · Bldgs & Improvem-Held for Lease	4,060,508.32	-2,445,921.00	1,614,587.32
1502400 · Office Equipment & Furniture	489,831.94	-468,900.46	20,931.48
1502500 · Operating Equipment	3,526,931.91	-2,451,505.33	1,075,426.58
1502501 · Equipment - Marina	316,721.60	-238,569.00	78,152.60
1502550 · Lease Assets	569,146.74	-158,555.00	410,591.74
1502600 · Computer Software	<u>32,872.24</u>	<u>-32,872.24</u>	<u>0.00</u>
<b>Total Fixed Assets</b>	<b>33,306,084.84</b>	<b>-21,493,290.68</b>	<b>11,812,794.16</b>

Port of Oswego Authority  
YTD Sales Report  
April 2024 through January 2025

Income	Apr '24 - Jan 25	%	Apr '23 - Jan 24	%	\$ Change
<b>4000000 · Storage</b>					
4000100 · Storage - Novelis	0.00	0.00%	5,000.00	0.13%	-5,000.00
4002800 · Storage - Marubeni	45,252.17	1.44%	28,893.12	0.76%	16,359.05
4002900 · Storage - Glencore	43,722.56	1.39%	45,622.66	1.20%	-1,900.10
4003000 · Storage - Goldman Sachs	61,842.50	1.97%	16,025.70	0.42%	45,816.80
4003300 · Storage - ARG Intl.	33,575.51	1.07%	0.00	0.00%	33,575.51
4003400 · Storage - Mercuria	794.18	0.03%	18,065.46	0.48%	-17,271.28
4003500 · Storage - Mitsubishi	2,998.93	0.10%	155.89	0.00%	2,843.04
4003600 · Storage - The Andersons	0.00	0.00%	83,525.44	2.21%	-83,525.44
4003900 · Storage - Kuehne & Nagel	0.00	0.00%	290.05	0.01%	-290.05
4004100 · Storage - SQC Metals	74,972.14	2.39%	0.00	0.00%	74,972.14
4004200 · Storage - Gunvor	36,469.42	1.16%	0.00	0.00%	36,469.42
4004300 · Storage - Hartree Partners	8,685.64	0.28%	0.00	0.00%	8,685.64
4004400 · Storage - The DeLong Co.	16,816.55	0.54%	0.00	0.00%	16,816.55
4004500 · Storage - GT Commodities	18,717.25	0.60%	0.00	0.00%	18,717.25
4005000 · Storage - Miscellaneous	14,800.00	0.47%	27,875.88	0.74%	-13,075.88
4008100 · Storage - IXM	20,761.14	0.66%	49,449.28	1.31%	-28,688.14
<b>Total 4000000 · Storage</b>	<b>379,407.99</b>	<b>12.09%</b>	<b>274,903.48</b>	<b>7.26%</b>	<b>104,504.51</b>
<b>4100000 · Dockage</b>					
4100100 · Dockage - Algoma Central	3,771.69	0.12%	11,315.07	0.30%	-7,543.38
4100200 · Dockage - Lehigh (Heidelberg)	24,439.94	0.78%	21,891.20	0.58%	2,548.74
4102200 · Dockage - New England Steamship	0.00	0.00%	20,210.68	0.53%	-20,210.68
4102700 · Dockage - McKeil Marine	18,600.48	0.59%	29,272.08	0.77%	-10,671.60
4102900 · Dockage - WT Terminal	6,349.20	0.20%	3,663.00	0.10%	2,686.20
4105000 · Dockage - Miscellaneous	4,250.00	0.14%	3,725.00	0.10%	525.00
<b>Total 4100000 · Dockage</b>	<b>57,411.31</b>	<b>1.83%</b>	<b>90,077.03</b>	<b>2.38%</b>	<b>-32,665.72</b>
<b>4200000 · Wharfage</b>					
4200100 · Wharfage - Nutrien Ag	8,112.62	0.26%	17,995.16	0.48%	-9,882.54
4200200 · Wharfage - Lehigh (Heidelberg)	66,500.28	2.12%	66,375.96	1.75%	124.32
4202500 · Wharfage - Marubeni	26,043.28	0.83%	29,805.07	0.79%	-3,761.79
4202700 · Wharfage - Glencore	10,363.61	0.33%	29,344.10	0.77%	-18,980.49
4203100 · Wharfage - Goldman Sachs	0.00	0.00%	22,817.14	0.60%	-22,817.14
4203300 · Wharfage - IXM	0.00	0.00%	39,171.39	1.03%	-39,171.39
4203500 · Wharfage - Mercuria	0.00	0.00%	9,724.64	0.26%	-9,724.64
4203600 · Wharfage - WT Terminal Oswego	8,845.82	0.28%	5,271.50	0.14%	3,574.32
4203900 · Wharfage - Gunvor	2,859.11	0.09%	0.00	0.00%	2,859.11
4205700 · Wharfage - Mitsubishi	14,295.72	0.46%	0.00	0.00%	14,295.72
4205800 · Wharfage - Hartree Partners LP	2,858.61	0.09%	0.00	0.00%	2,858.61
4205900 · Wharfage - ARG	3,573.05	0.11%	0.00	0.00%	3,573.05
<b>Total 4200000 · Wharfage</b>	<b>143,452.10</b>	<b>4.57%</b>	<b>220,504.96</b>	<b>5.82%</b>	<b>-77,052.86</b>
<b>4300000 · Loading and Unloading</b>					
4300200 · Loading and Un - Nutrien Ag	24,654.72	0.79%	48,283.24	1.27%	-23,628.52
4300300 · Loading and Un - Novelis	1,190.95	0.04%	2,320.00	0.06%	-1,129.05
4304900 · Loading and Un - Glencore	72,462.59	2.31%	66,592.38	1.76%	5,870.21
4305000 · Loading and Un - Miscellaneous	145.60	0.00%	1,560.00	0.04%	-1,414.40
4305100 · Loading and Un - Marubeni	87,867.55	2.80%	83,912.20	2.22%	3,955.35
4305400 · Loading and Un - Goldman Sachs	2,097.64	0.07%	61,316.87	1.62%	-59,219.23
4305600 · Loading and Un - ARG Int.	9,833.09	0.31%	0.00	0.00%	9,833.09
4305700 · Loading and Un - IXM	47,495.35	1.51%	40,134.83	1.06%	7,360.52
4305800 · Loading and Un - Mercuria	0.00	0.00%	33,115.98	0.87%	-33,115.98
4305900 · Loading and Un - Mitsubishi	46,586.06	1.48%	911.07	0.02%	45,674.99
4306100 · Loading and Un - Anderson	0.00	0.00%	72,185.80	1.91%	-72,185.80

Port of Oswego Authority  
YTD Sales Report  
April 2024 through January 2025

Income	Apr '24 - Jan 25	%	Apr '23 - Jan 24	%	\$ Change
4306300 · Loading and Un - Kuehne&Nagel	0.00	0.00%	6,765.00	0.18%	-6,765.00
4306400 · Loading and Un - Spliethoff	0.00	0.00%	15,987.53	0.42%	-15,987.53
4306500 · Loading and Un - DSV Air & Sea	0.00	0.00%	12,164.47	0.32%	-12,164.47
4306600 · Loading and Un - SQC Metals	15.00	0.00%	0.00	0.00%	15.00
4306700 · Loading and Un - Gunvor	115,213.70	3.67%	0.00	0.00%	115,213.70
4306800 · Loading and Un - The Delong Co.	20,721.54	0.66%	0.00	0.00%	20,721.54
4306900 · Loading and Un - GT Commodities	15.00	0.00%	0.00	0.00%	15.00
4307200 · Loading and Un - Hartree Prtnrs	8,481.20	0.27%	0.00	0.00%	8,481.20
<b>Total 4300000 · Loading and Unloading</b>	<b>436,779.99</b>	<b>13.92%</b>	<b>445,249.37</b>	<b>11.76%</b>	<b>-8,469.38</b>
<b>4400000 · Rental</b>					
4400200 · Rental - DeLong, Fred	3,750.00	0.12%	3,750.00	0.10%	0.00
4400300 · Rental - Novellis	21,737.70	0.69%	21,358.15	0.56%	379.55
4400500 · Rental - General Svces Admin	97,934.80	3.12%	88,710.02	2.34%	9,224.78
4400600 · Rental - Lehigh (Heidelberg)	58,471.86	1.86%	58,498.10	1.54%	-26.24
4402400 · Rental - Vinegar Hill, LLC	868.10	0.03%	13,420.30	0.35%	-12,552.20
4402600 · Rental - Nutrien Ag	74,740.90	2.38%	74,750.34	1.97%	-9.44
4403100 · Rental - H.Lee White Museum	3,000.00	0.10%	3,000.00	0.08%	0.00
4403300 · Rental - Fitzgibbons site	300,000.00	9.56%	177,000.00	4.67%	123,000.00
4403400 · Rental - Shark-Attach Office	4,250.00	0.14%	4,250.00	0.11%	0.00
4403500 · Rental - WT Terminal Oswego LLC	61,453.20	1.96%	61,453.20	1.62%	0.00
4403600 · Rental - Shop Units (Marina)	700.00	0.02%	1,000.00	0.03%	-300.00
4405000 · Rental - Miscellaneous	3,200.00	0.10%	1,000.00	0.03%	2,200.00
<b>Total 4400000 · Rental</b>	<b>630,106.56</b>	<b>20.08%</b>	<b>508,190.11</b>	<b>13.42%</b>	<b>121,916.45</b>
<b>4500000 · Misc Income</b>					
4500200 · Misc Income - Novelis	13,540.00	0.43%	5,840.00	0.15%	7,700.00
4501900 · Misc Income - Demurrage reimburs	-2,085.00	-0.07%	1,050.00	0.03%	-3,135.00
4502000 · Misc Income - Labor	116,967.31	3.73%	140,656.21	3.71%	-23,688.90
4504900 · Misc Income - Metered Water	367.29	0.01%	280.71	0.01%	86.58
4505000 · Misc Income - Other	64,330.33	2.05%	91,746.03	2.42%	-27,415.70
4505400 · Misc Income - Security East	54,385.07	1.73%	61,398.87	1.62%	-7,013.80
4505600 · Misc Income - BIDCO	0.00	0.00%	1,890.00	0.05%	-1,890.00
<b>Total 4500000 · Misc Income</b>	<b>247,505.00</b>	<b>7.89%</b>	<b>302,861.82</b>	<b>8.00%</b>	<b>-55,356.82</b>
<b>4600000 · Stevedoring</b>					
4601200 · Stevedoring - New Eng Steamship	0.00	0.00%	15,000.00	0.40%	-15,000.00
4601800 · Stevedoring - Marubeni	262,797.34	8.37%	261,935.49	6.92%	861.85
4601900 · Stevedoring - Glencore	97,113.50	3.09%	258,283.26	6.82%	-161,169.76
4602400 · Stevedoring - Goldman Sachs	0.00	0.00%	203,712.68	5.38%	-203,712.68
4602500 · Stevedoring - IXM	0.00	0.00%	345,380.93	9.12%	-345,380.93
4602600 · Stevedoring - McKeil Marine	6,991.25	0.22%	5,525.00	0.15%	1,466.25
4602700 · Stevedoring - Mercuria	0.00	0.00%	90,949.84	2.40%	-90,949.84
4602800 · Stevedoring - Mitsubishi	133,959.92	4.27%	0.00	0.00%	133,959.92
4603100 · Stevedoring - Hartree Partners	26,786.93	0.85%	0.00	0.00%	26,786.93
4605000 · Stevedoring - Miscellaneous	33,481.76	1.07%	4,742.89	0.13%	28,738.87
4606100 · Stevedoring - Gunvor	26,791.61	0.85%	0.00	0.00%	26,791.61
<b>Total 4600000 · Stevedoring</b>	<b>587,922.31</b>	<b>18.74%</b>	<b>1,185,530.09</b>	<b>31.30%</b>	<b>-597,607.78</b>
4750000 · Profit Share	0.00	0.00%	85,911.12	2.27%	-85,911.12
4800000 · Marina Income	651,952.21	20.78%	674,420.25	17.81%	-22,468.04
4850000 · RV Park	3,360.00	0.11%	0.00	0.00%	3,360.00
<b>Total Income</b>	<b>3,137,897.47</b>	<b>100.00%</b>	<b>3,787,648.23</b>	<b>100.00%</b>	<b>-649,750.76</b>